

# Platts 20th Annual Central American Energy Conference

## THE ROLE OF GEOTHERMAL ENERGY IN THE CENTRAL AMERICAN ELECTRICITY MARKETS

VICTOR HUGO VENTURA

Chief, Energy and Natural resources Unit,  
UN Economic Commission for Latin America  
and the Caribbean (ECLAC), subregional  
headquarters Mexico.

21-22 August 2017, San Salvador, El Salvador.



UNITED NATIONS

ECLAC

# Contents

- **About ECLAC.**
- **Overview of Energy Markets in Central America**
- **How can demand for electricity be grown?**
- **Distributed generation and transport electrification**
- **Scenarios for power generation**
- **Electricity and natural gas — Possible trade schemes with Mexico for the next**
- **Final reflections**



NACIONES UNIDAS  
UNITED NATIONS

# **Overview of Energy Markets in Central America (generation, renewables and SIEPAC regional market, electricity demand, ).**



NACIONES UNIDAS  
UNITED NATIONS

CEPAL  
ECLAC

## ELECTRICAL SECTOR INDICATORS, 2016

	Installed capacity	Peak demand	Electrification Index (2015)	Losses T & D. (2015)	Population (thousands)
	MW	MW	%	%	
Centroamérica	16 496,6	8 290,2	88,7	17,7	46 222,9
Guatemala	4 201,0	1 701,6	92,0	16,5	16 702,6
El Salvador	1 674,9	1 093,0	95,4	11,9	6 324,3
Honduras	2 436,5	1 514,8	74,0	32,5	8 182,6
Nicaragua	1 378,2	688,3	81,6	24,7	6 152,3
Costa Rica	3 466,7	1 674,6	99,3	11,9	4 869,8
Panamá	3 339,3	1 618,0	93,9	13,1	3 991,3

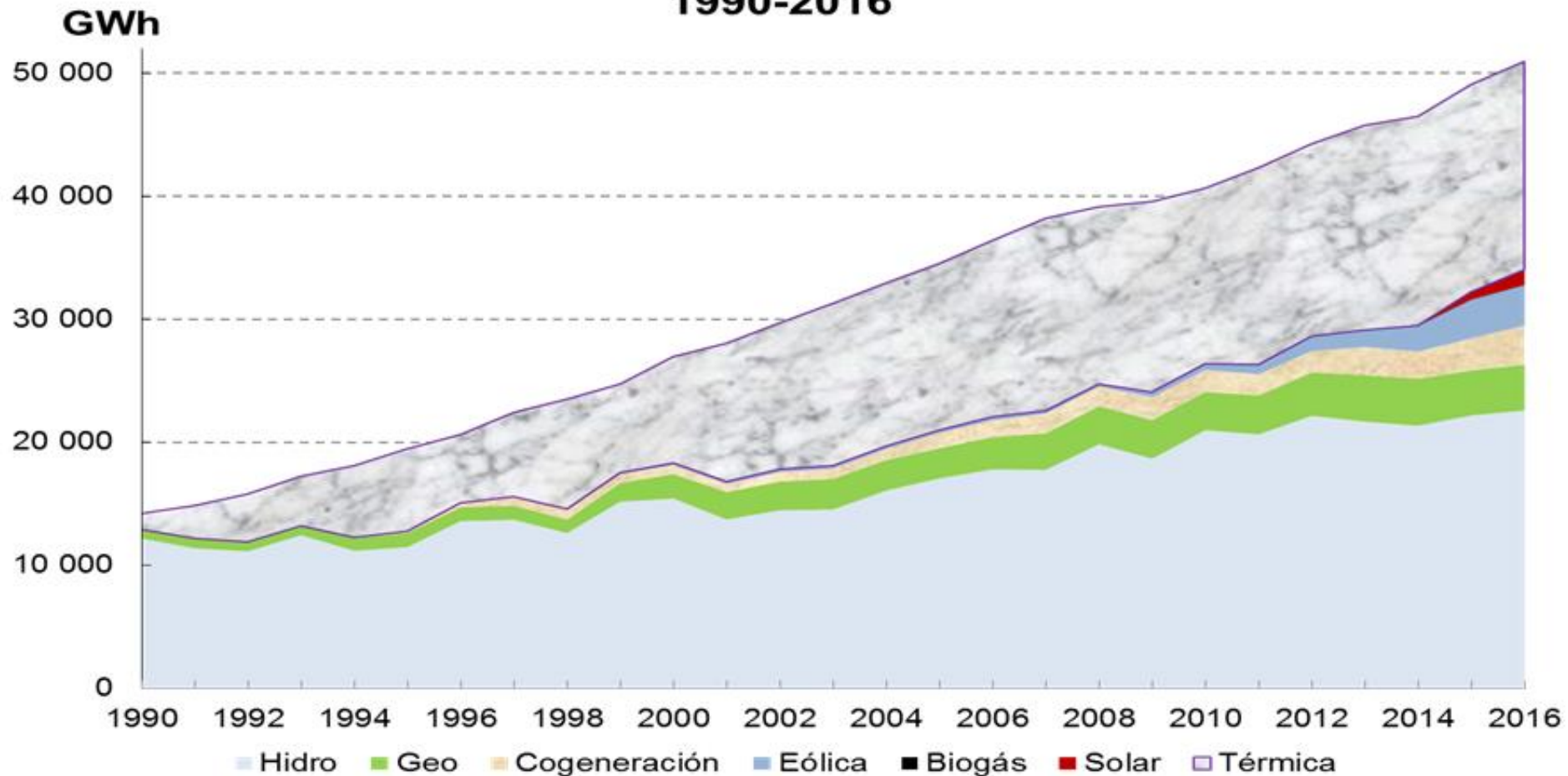
Source: ECLAC, on the basis of preliminary official information.



NACIONES UNIDAS

CEPAL

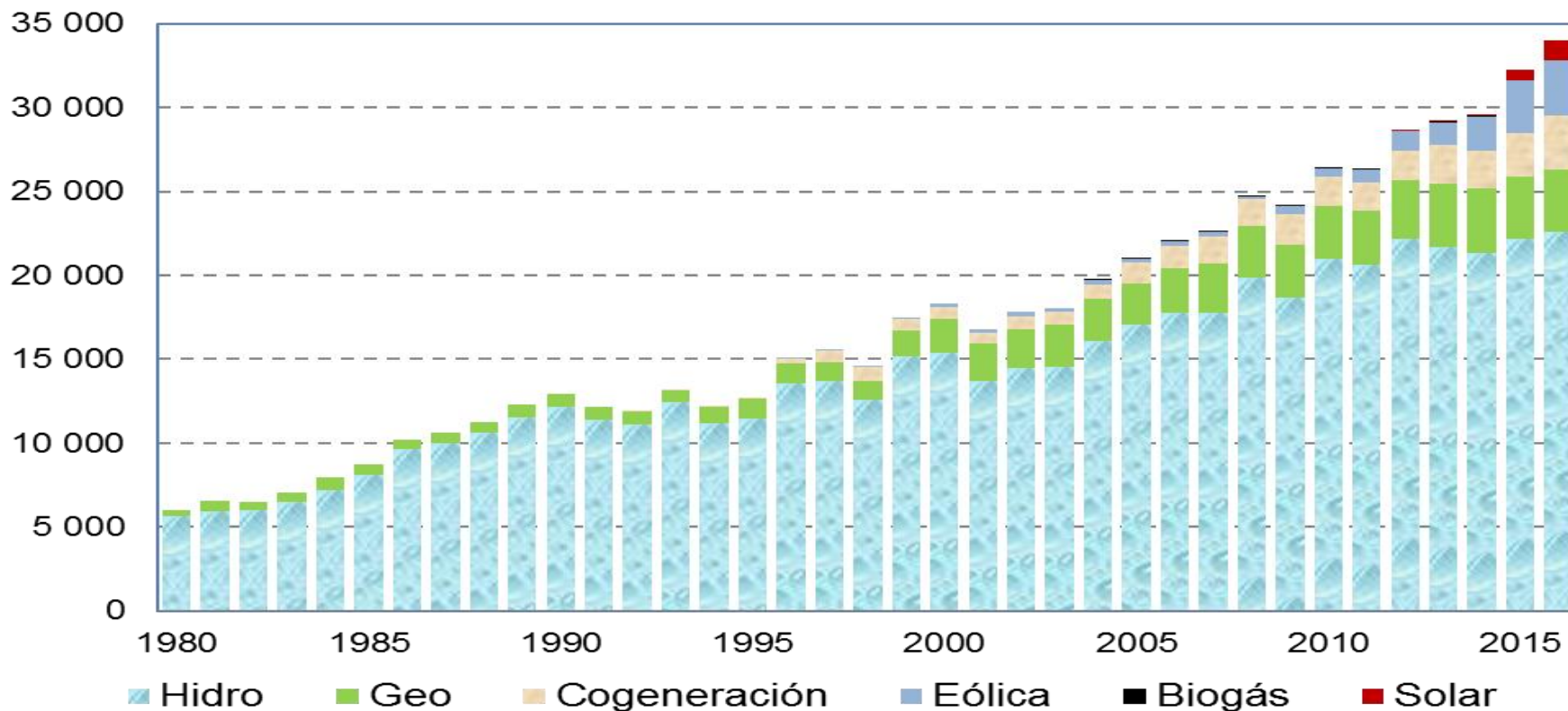
# Central America: total production of electricity by source 1990-2016



Source: ECLAC, on the basis of preliminary official information.

# Central America: evolution of renewable electric energy production, 1980-2016 (GWh)

CENTROAMÉRICA: EVOLUCIÓN DE LA PRODUCCIÓN DE ENERGÍA ELÉCTRICA CON ENERGÍAS RENOVABLES, 1980-2016



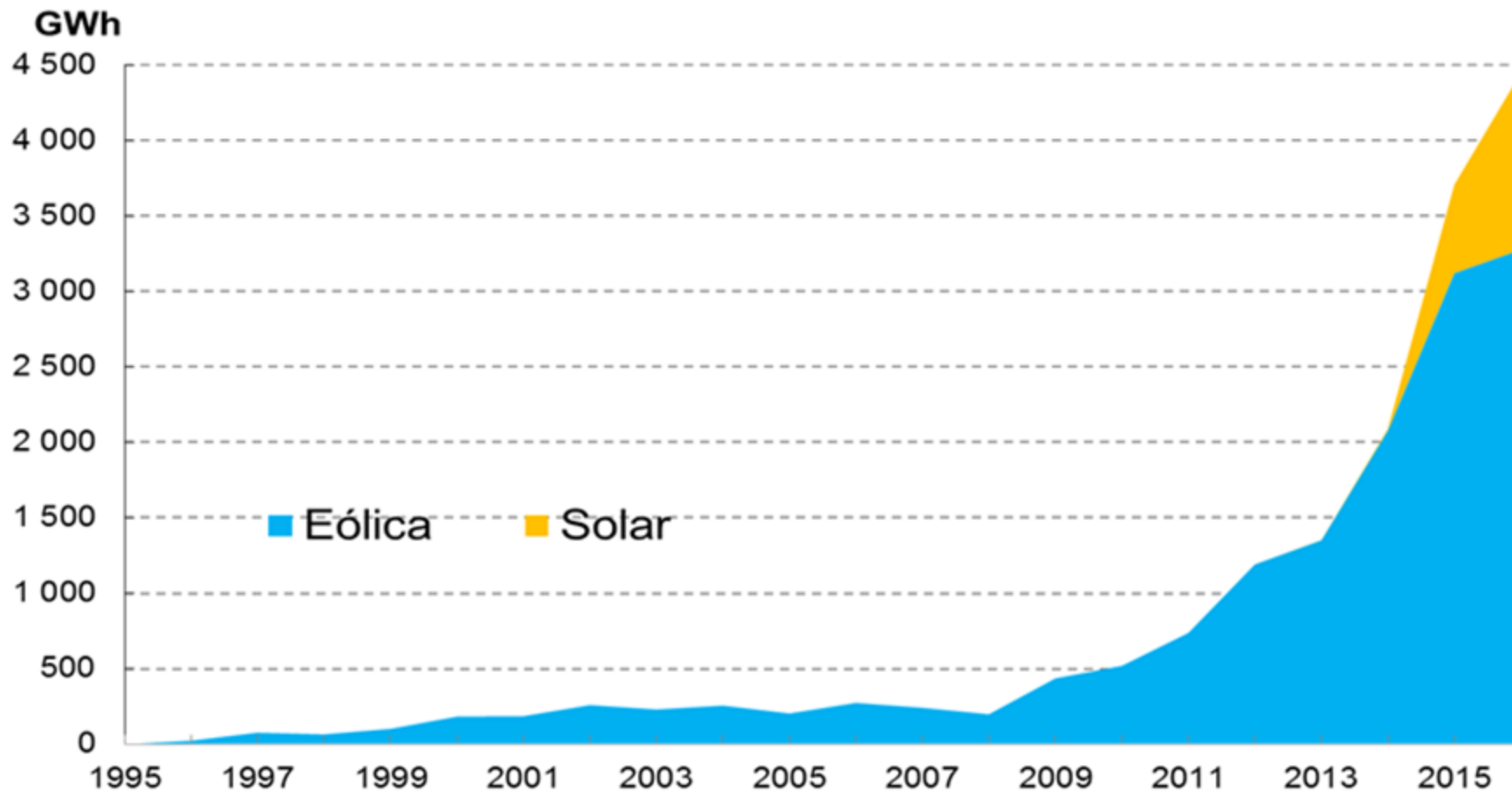
Source: ECLAC, on the basis of preliminary official information.



NACIONES UNIDAS

CEPAL

# Central America: evolution of the participation of wind and solar energy



**Geothermal development has been slow (165 MW in 1990, 405 in 2000, 558 in 2010 and 615 in 2016).**



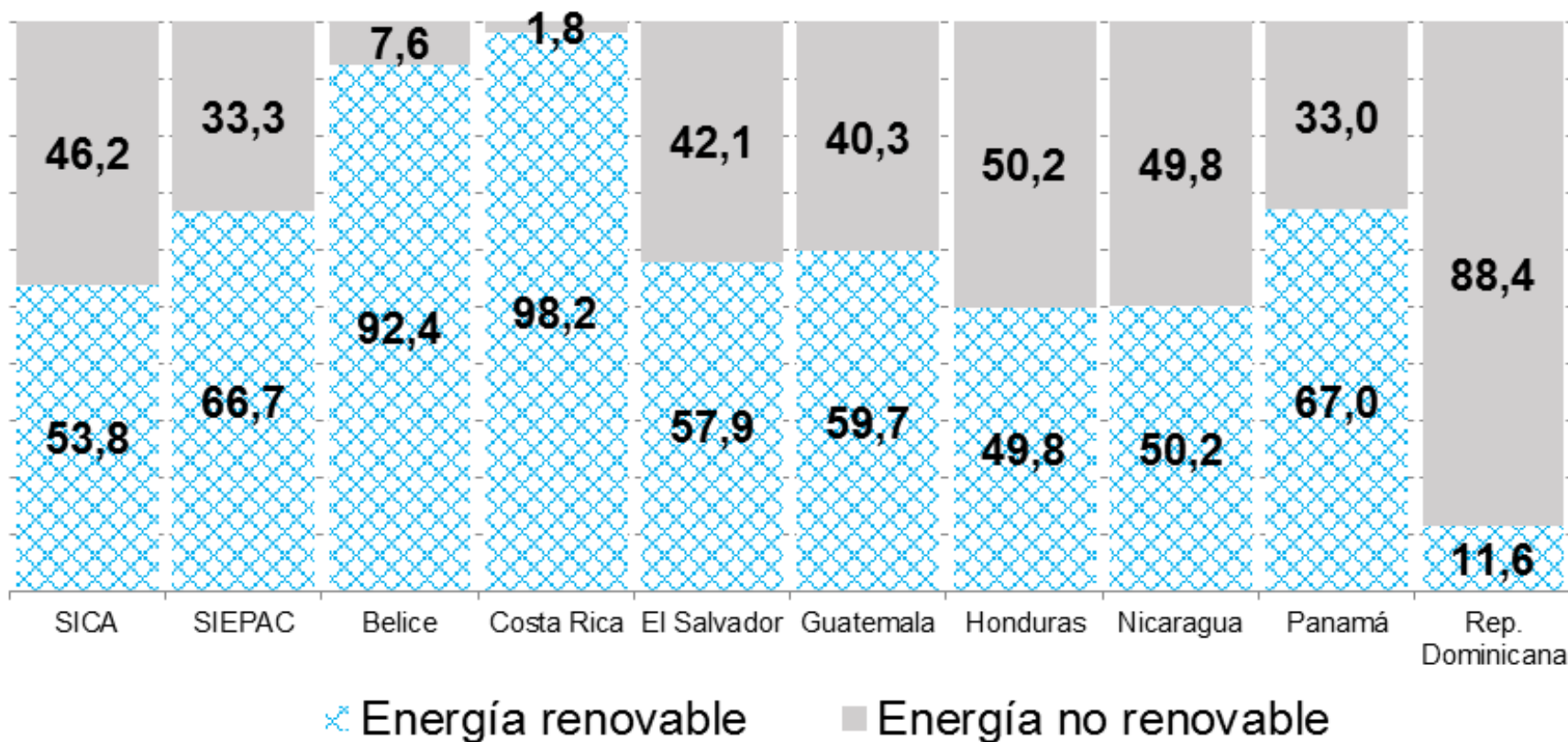
NACIONES UNIDAS  
UNITED NATIONS



Source: ECLAC, on the basis of preliminary official information.



# SICA: PERCENTAGE COMPOSITION OF THE GENERATION OF ELECTRICITY (RENEWABLE AND NON-RENEWABLE), 2016



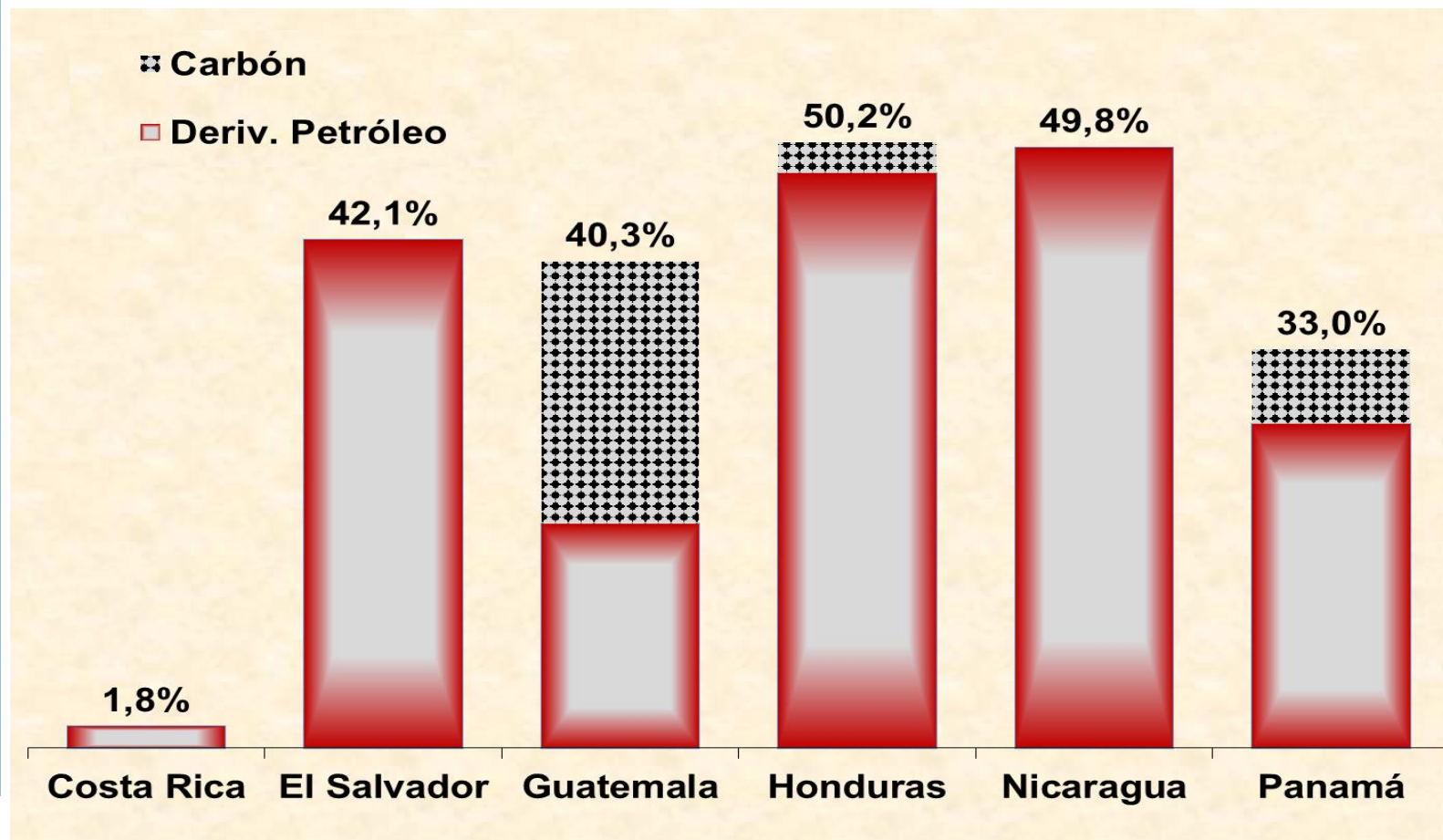
Source: ECLAC, on the basis of preliminary official information.



NACIONES UNIDAS  
UNITED NATIONS

CEPAL  
ECLAC

# GENERATION WITH FOSSIL FUELS, 2016



Preliminary data..



NACIONES UNIDAS  
UNITED NATIONS

CEPAL  
ECLAC

**CENTRAL AMERICA: EVOLUTION OF INTRAREGIONAL  
ELECTRICITY TRADE, 1990-2016**

**(Imports + Exports, GWh )**

	Centroamérica	Guatemala	El Salvador	Honduras	Nicaragua	Costa Rica	Panamá
1990	821,0	20,3	20,3	340,6	74,4	218,2	147,3
2000	2 945,9	963,8	919,4	300,6	117,0	497,7	147,4
2005	1 122,8	358,6	359,9	61,1	30,8	151,0	161,2
2010	1 062,2	501,2	263,2	35,4	53,5	100,5	108,2
2014	3 654,3	1 895,2	796,3	282,5	71,3	321,3	287,8
2015	3 515,3	1 672,0	1 027,6	151,7	55,0	452,5	156,4
2016	4249,0	1749,7	1143,1	211,3	222,7	494,6	427,7

Source: ECLAC, on the basis of preliminary official information.

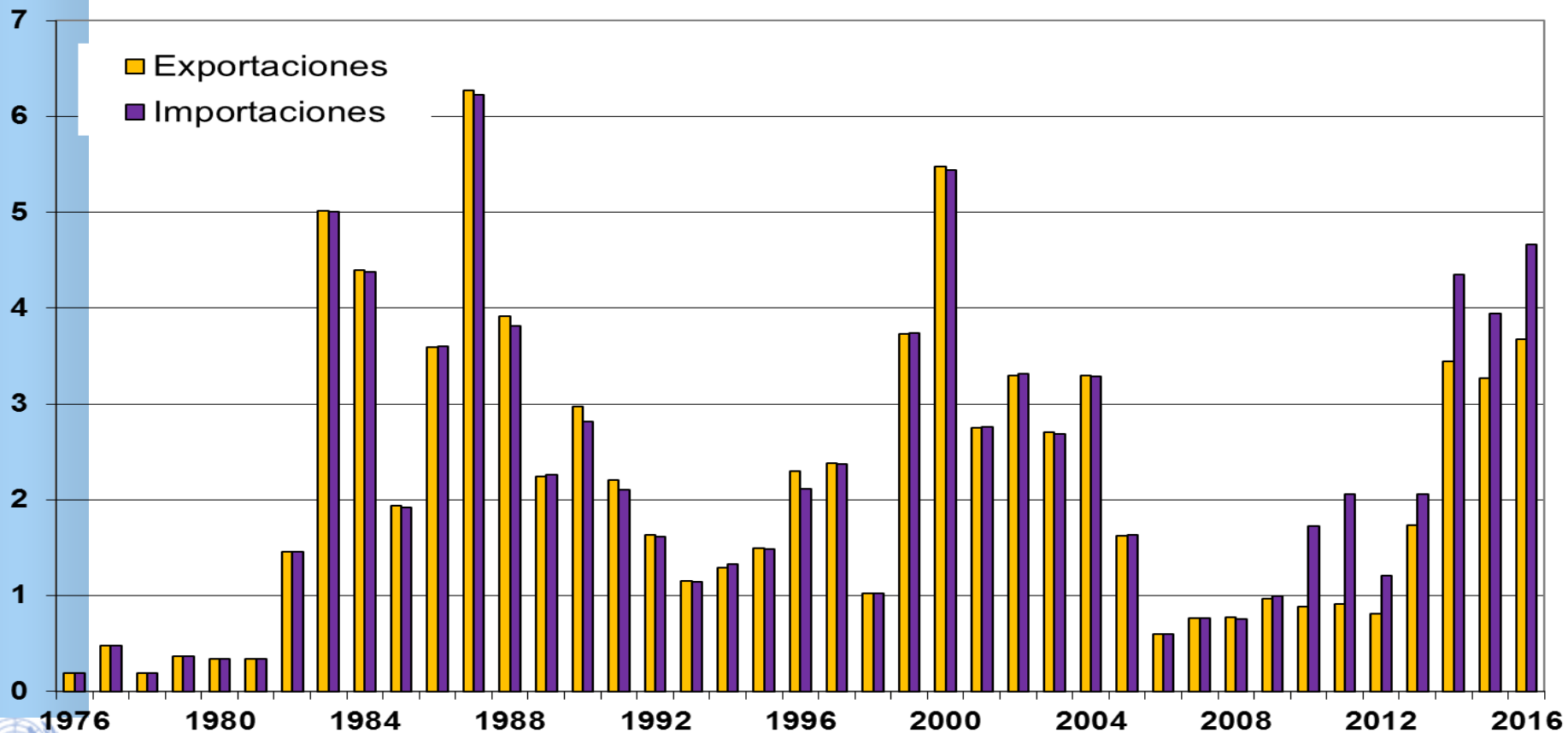
Note: Guatemala has exchanges with Mexico since 2010.



NACIONES UNIDAS

CEPAL

# CENTRAL AMERICA: EXPORTS AND IMPORTS OF ENERGY AS A PERCENTAGE OF TOTAL NET PRODUCTION, 1976-2016 (%)



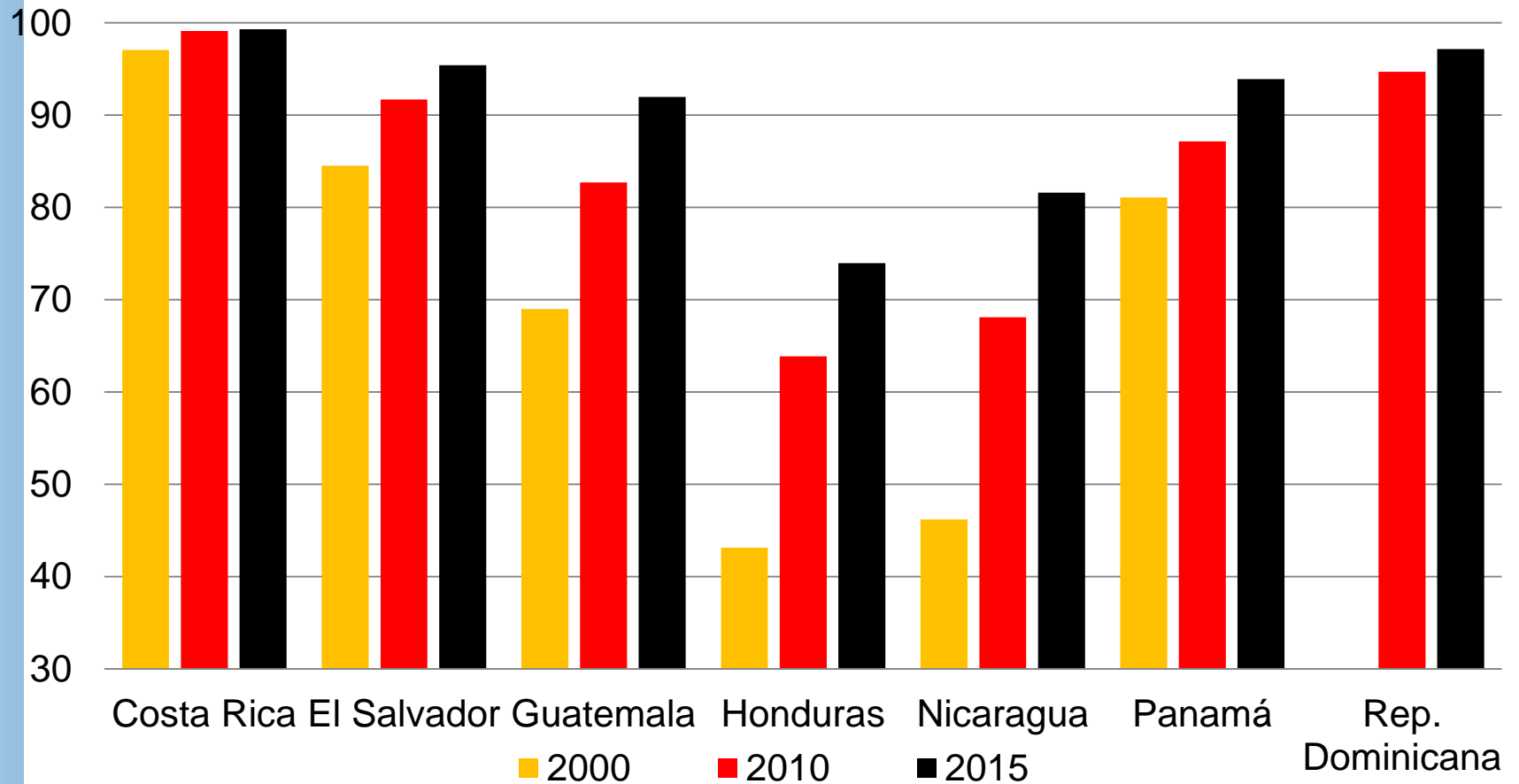
Source: ECLAC, on the basis of preliminary official information.



NACIONES UNIDAS  
UNITED NATIONS

CEPAL  
ECLAC

# Evolution of electrification (electric coverage)



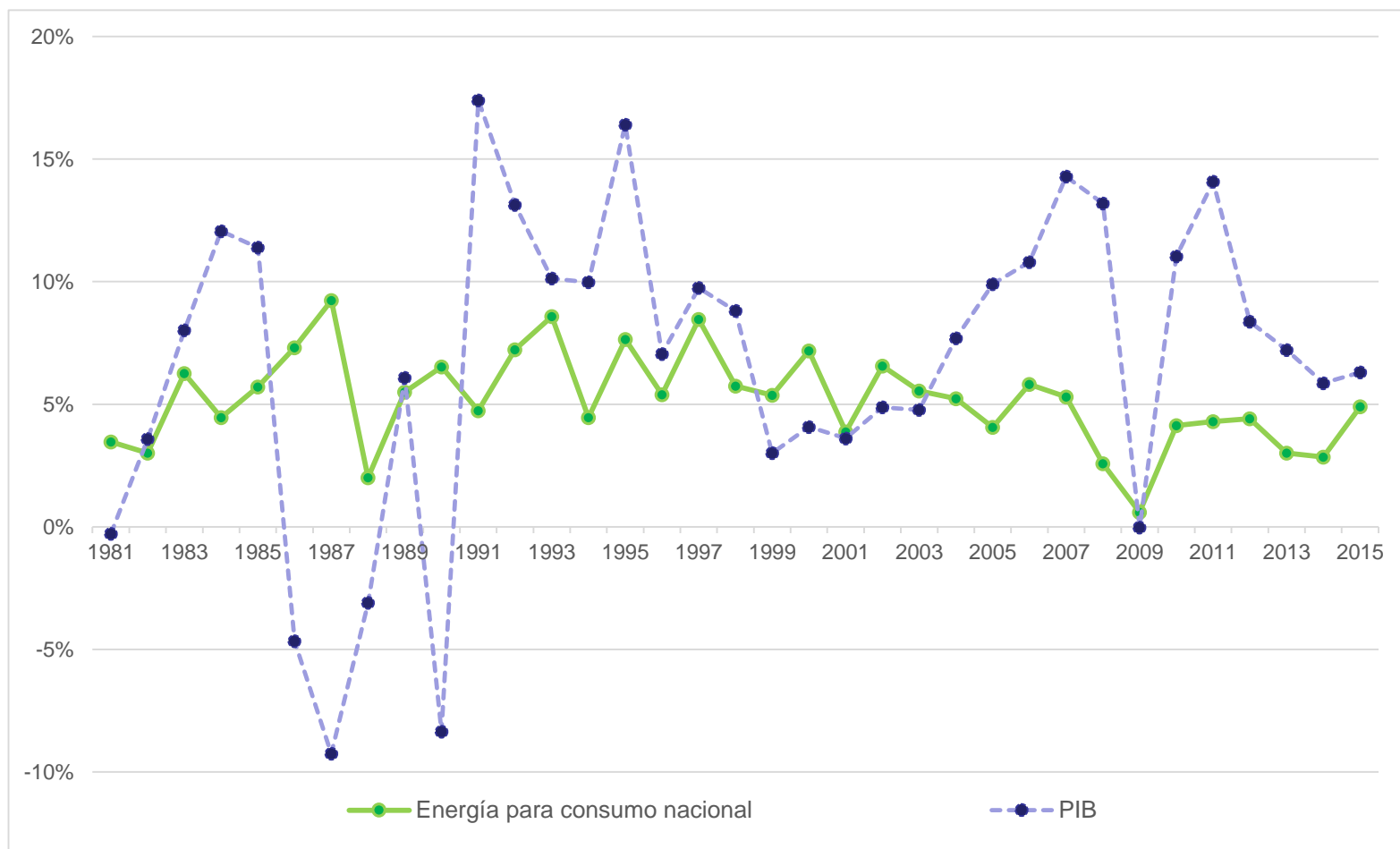
Source: ECLAC, on the basis of preliminary official information.



NACIONES UNIDAS  
UNITED NATIONS

CEPAL  
ECLAC

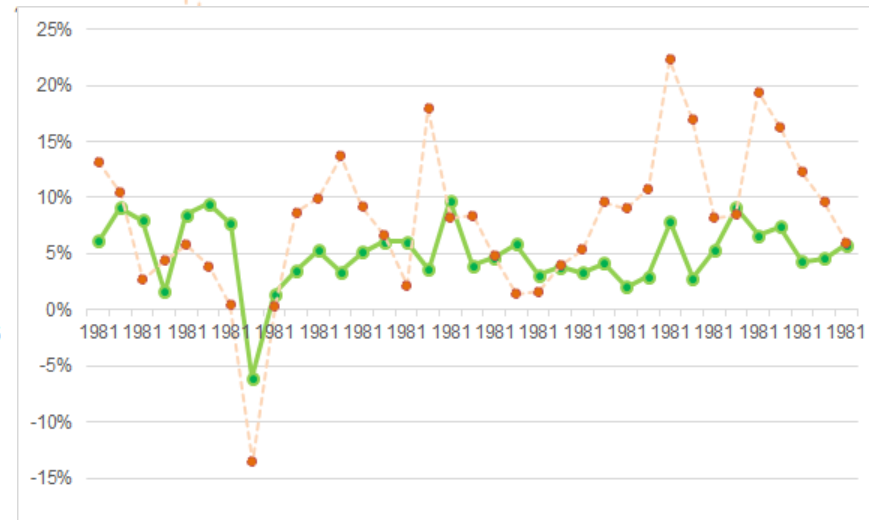
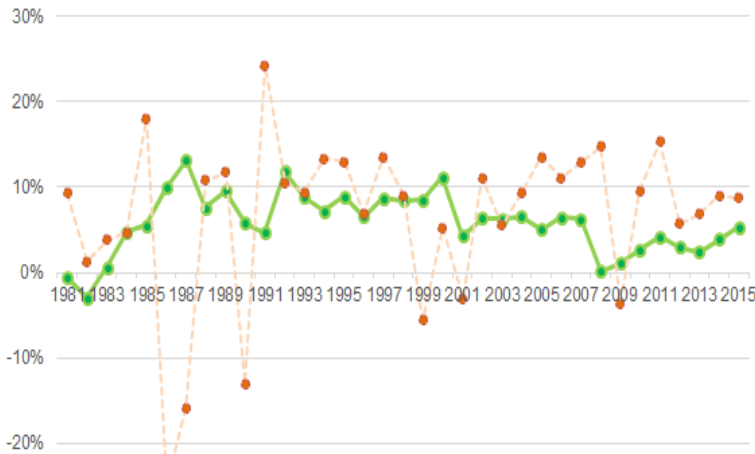
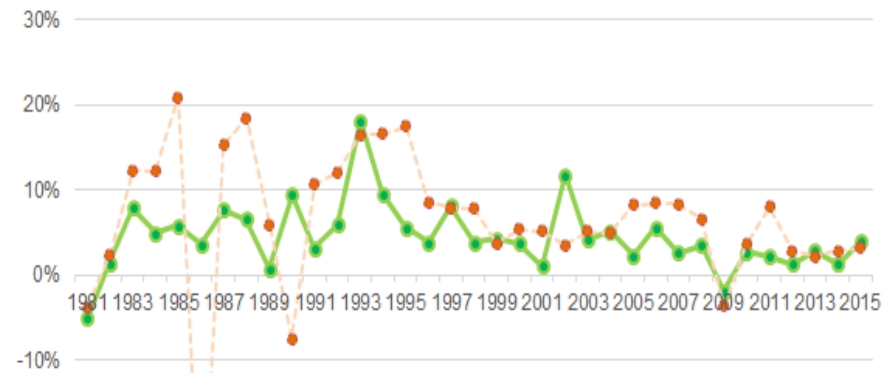
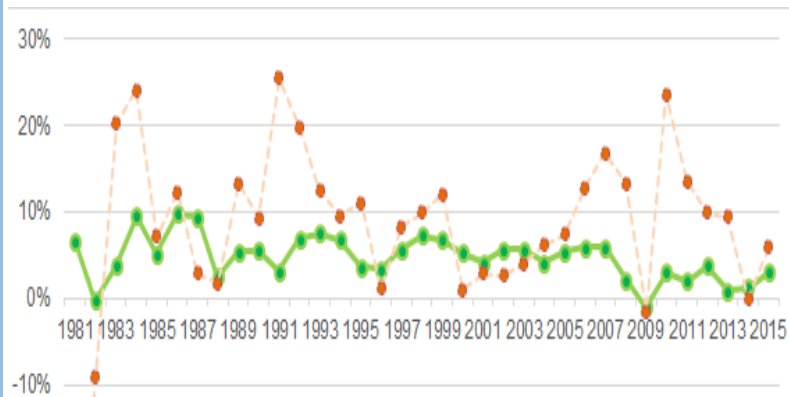
# CENTRAL AMERICA: ANNUAL PERCENTAGE VARIATION OF GDP AND CONSUMPTION OF ELECTRICITY, (1981-2015)



NACIONES UNIDAS  
UNITED NATIONS

CEPAL  
ECLAC

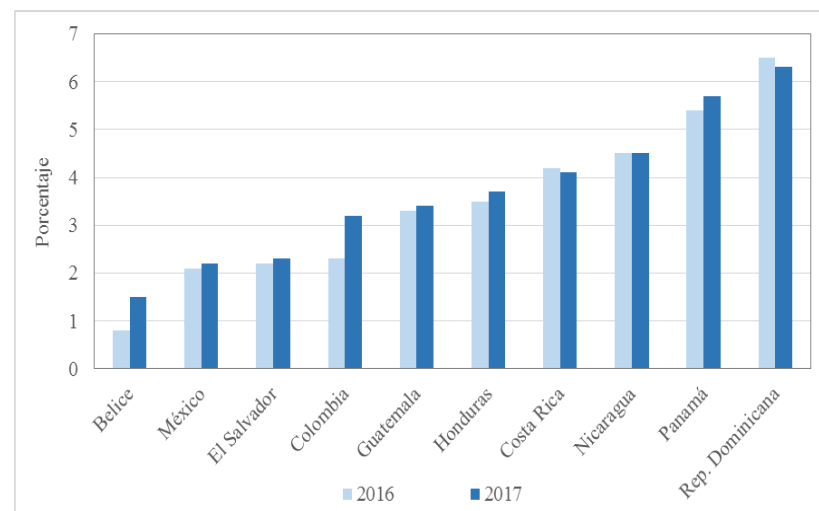
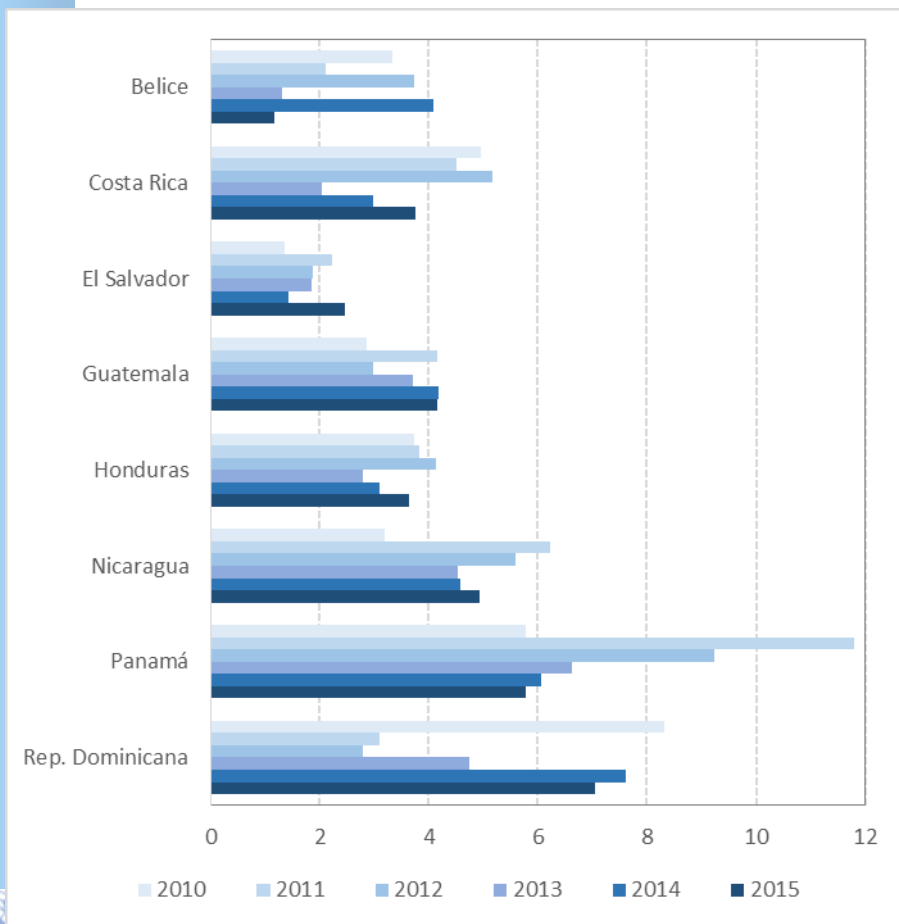
# Costa Rica, El Salvador, Guatemala y Panamá



NACIONES UNIDAS  
UNITED NATIONS

CEPAL  
ECLAC

# Historical and expected growth of economies



Source: ECLAC, on the basis of official figures and estimates by ECLAC

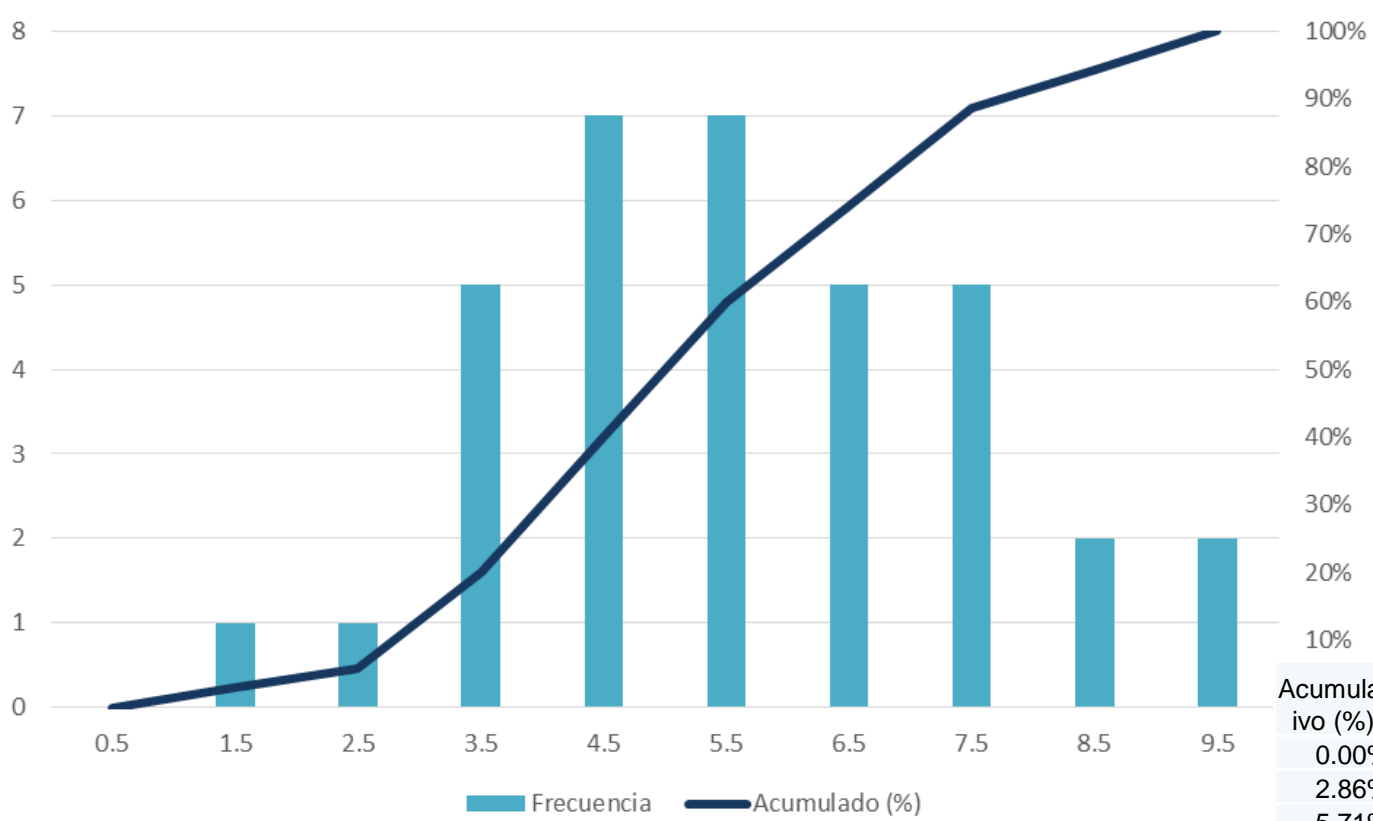


NACIONES UNIDAS  
UNITED NATIONS

CEPAL  
ECLAC



# CENTRAL AMERICA: HISTOGRAM OF ANNUAL GROWTH OF CONSUMPTION OF ELECTRICITY



Acumulativo (%)	Bin	Frecuencia	Cumulativo %
0.00%	4.5	7	20.00%
2.86%	5.5	7	40.00%
5.71%	3.5	5	54.29%
20.00%	6.5	5	68.57%
40.00%	7.5	5	82.86%
60.00%	8.5	2	88.57%
74.29%	9.5	2	94.29%
88.57%	1.5	1	97.14%
94.29%	2.5	1	100.00%
100.00%	0.5	0	100.00%
100.00%	More	0	100.00%



NACIONES UNIDAS  
UNITED NATIONS

CEPAL  
ECLAC

# How much will demand and supply grow?

- In the last five years the average growth of electricity consumption in the region was 3.9%. The peak demand (not coincident) grew around 225 MW per year.
- Considering two scenarios of growth (3.5% and 5.5%), in the period 2017-2030, an average annual growth between 365 and 665 MW would be expected.
- In addition, it would be necessary to add (or subtract): Power capacity withdrawals, mainly thermoelectric plants, due to aging and obsolescence.
- Unconventional renewables will continue to grow, however hydroelectric development could be slowed down especially by the growing problems they face for their social and environmental licensing. This is one of the biggest challenges facing the development of renewable energies in Central America



NACIONES UNIDAS  
UNITED NATIONS

CEPAL

ECLAC

# How much will demand and supply .....

- Also consider:
- a) greater participation of geothermal and non-conventional renewable energies (solar and wind power),
- (b) better use of SIEPAC interconnections (strengthening national networks; the Second circuit of SIEPAC, and the interconnections with Mexico and Colombia);
- Growth of distributed generation (especially low-voltage photovoltaic solar, connected in primary and secondary distribution networks);
- Growth derived from electric cars and electrification of public transportation and impacts of others initiatives (energy efficiency, sustainable mobility, etc.).



NACIONES UNIDAS  
UNITED NATIONS

CEPAL  
ECLAC

# Regional interconnection and interconnections with neighboring countries

- Continued operation (24 hours) of Mexico-Guatemala Interconnection and discussions and coordination for a better use of the Mexico-Guatemala-SIEPAC link.
- Reinforcement of national networks to recover the capacity of SIEPAC.
- The Second Circuit of SIEPAC.
- Mexico-SIEPAC Electric Interconnection Commission was created in 2016 (its main objective: the Mexico-SIEPAC interconnection).
- In the south, the Colombia - Panama interconnection.



NACIONES UNIDAS  
UNITED NATIONS

CEPAL  
ECLAC

# Final Thoughts and Reflections

- The Central American countries have significantly increased the share of renewable energies, but should double their efforts to achieve the goals of a 70% participation by 2020 (Strategy 2020) and 80% or more (Agenda 2030). In particular, the problems associated with the social and environmental licensing of hydroelectric plants could slow down the advance of renewable energies.
- Demand for electricity continues to grow (rates between 3% -5% or more).



NACIONES UNIDAS  
UNITED NATIONS

CEPAL  
ECLAC

# Final Thoughts and Reflections ....

- With this scenario, conventional thermoelectric generation needs (based on oil, coal or natural gas derivatives) will also continue to increase, possibly at rates higher than those observed in this millennium.
- Only the geothermal resource will be able to offer a renewable electric energy supply, with the qualities of firmness and predictability, to advance in the Central American energy transition. It will be necessary to advance the preinvestment studies for the development of geothermal fields and to form a portfolio of viable geothermal projects in the Central American electricity market



NACIONES UNIDAS  
UNITED NATIONS

CEPAL  
ECLAC

**Thank you very  
much!**

**// Muchas gracias!**

hugo.ventura@cepal.org

Internet: [www.eclac.cl](http://www.eclac.cl)

[www.eclac.cl/mexico](http://www.eclac.cl/mexico)



NACIONES UNIDAS  
UNITED NATIONS



NACIONES UNIDAS

CEPAL  
ECLAC

CEPAL